

Flumes for measurement of flow in open channels



General

For measurement of flow in open systems MJK supplies prefabricated flumes. The flumes are manufactured in glass fibre, PVC or stainless steel. The flumes are ready for installation or moulding.

Special features

- Parshall, Venturi and Palmer & Bowlus flumes.
- The flumes are delivered as complete channel sections ensuring the best possible measuring accuracy.
- Standard types which cover the range from 35 m³/h to 2000 m³/h.
- Easy moulding and mounting.
- Preparations made for mounting of MJK extended sensor bracket

Accessories



MJK prefabricated flumes are prepared for mounting of an extended bracket for an ultrasonic sensor. The bracket is made of stainless steel.

In places where it is not possible to use the extended sensor bracket for mounting of the ultrasonic sensor the standard MJK bracket for ultrasonic sensors can be used.

200220	Bracket for ultrasonic sensor
200230	Extended ultrasonic sensor bracket for flume, max. flume width 550 mm
200235	Extended ultrasonic sensor bracket for flume, max. flume width 950 mm

General

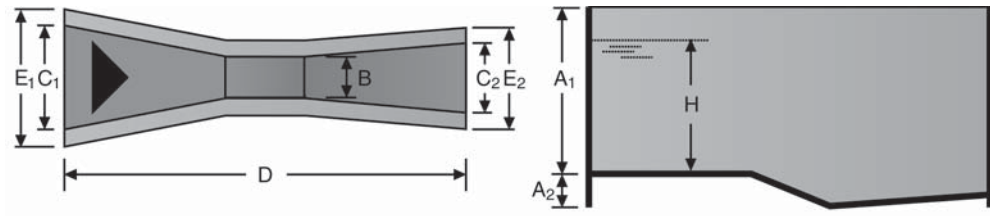


Specifications

Parshall flume

Size	Q_{min}	Q_{max}	H_{max}	Weight
2 inch 50 mm	10 m ³ /h	100 m ³ /h	393 mm	10.3 kg
3 inch 75 mm	28 m ³ /h	275 m ³ /h	591 mm	16.5 kg
6 inch 150 mm	60 m ³ /h	600 m ³ /h	609 mm	33.0 kg
9 inch 225 mm	120 m ³ /h	1200 m ³ /h	753 mm	43.5 kg
12 inch 300 mm	200 m ³ /h	2000 m ³ /h	885 mm	100.0 kg
Material	Glass fibre			
pH range	pH 3-10			
Temperature range	-20...+30° C, for short periods up to 90° C			

Dimension



Size	A1	A2	B	C1	C2	D	E1	E2
2 inch	410	58	50.8	214	135	774	334	255
3 inch	610	75	76.2	259	178	914	379	298
6 inch	610	155	152.4	397	394	1525	517	514
9 inch	762	143	228.6	575	381	1626	695	501
12 inch	914	270	304.8	845	610	2867	965	730


All measurements in mm

Ordering

Parshall flume

170001	2 inch flume, 10 - 100 m ³ /h
170002	3 inch flume, 28 - 275 m ³ /h
170003	6 inch flume, 60 - 600 m ³ /h
170004	9 inch flume, 120 - 1200 m ³ /h
170005	12 inch flume, 200 - 2000 m ³ /h

General



Venturi flumes are supplied standard as short throated Khafagi type:

Venturi flumes are characterized by:

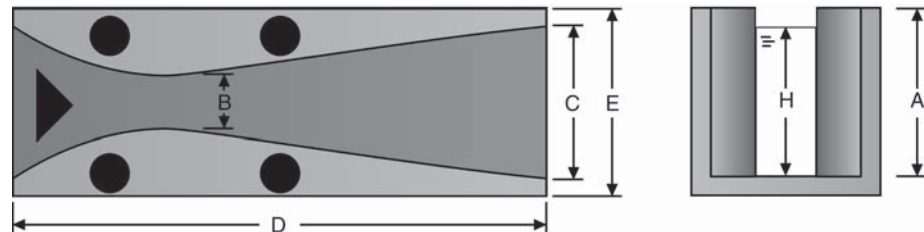
- Flat bottom, therefore suitable to be built into existing flumes.
- 3 sizes cover the range from 35 m³/h to 450 m³/h.
- Supplied in stainless steel AISI 316.
- Easy to build in. Prepared for moulding with air holes

Specifications

Venturi flume

Size		Q _{min}	Q _{max}	H _{max}	Weight
5 inch	120 mm	3.5 m ³ /h	35 m ³ /h	125 mm	18.6 kg
5 inch	120 mm	3.5 m ³ /h	120 m ³ /h	273 mm	28.5 kg
6 inch	160 mm	10 m ³ /h	150 m ³ /h	267 mm	38.9 kg
8 inch	200 mm	15 m ³ /h	200 m ³ /h	281 mm	54.0 kg
8 inch	200 mm	15 m ³ /h	450 m ³ /h	467 mm	76.0 kg
Material	AISI 316				
pH range	3-12 pH				
Temperature range	-20...+60° C, for short periods up to 90° C				

Dimension



Size	A	B	C	D	E
5 inch	150	120	300	1050	400
5 inch	300	120	300	1050	400
6 inch	300	160	400	1400	500
8 inch	320	200	500	1750	600
8 inch	520	200	500	1750	600


All measurements in mm

Ordering

Venturi flume

170050	5 inch flume, 3.5 - 35 m ³ /h
170052	5 inch flume, 3.5 - 120 m ³ /h
170063	6 inch flume, 10 - 150 m ³ /h
170072	8 inch flume, 15 - 200 m ³ /h
170076	8 inch flume, 15 - 450 m ³ /h

General



Palmer & Bowlus flumes are designed for installation in partly full pipes. Palmer & Bowlus flumes are characterized by:

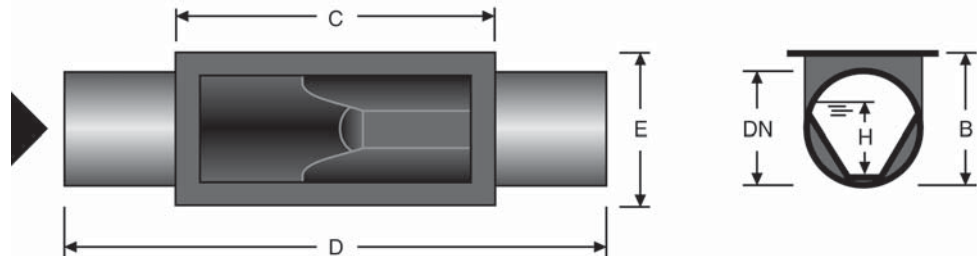
- Connection to standard pipelines
- Many applications in waste water for measuring continuous flow and storm flow
- Flumes are often mounted in wells, where only a few adjustments for installation are made
- The simple form keeps the flume clean. The MJK designed measuring shaft provides simple cleaning
- Dimensions DN 200, DN 250 and DN 300 are supplied in glass fibre reinforced polyester/PVC. The larger flumes are supplied in PVC.

Specifications

Palmer & Bowlus flume

Size	DN	Q_{min}	Q_{max}	H_{max}	Weight
8 inch	200 mm	14 m ³ /h	70 m ³ /h	151 mm	2.8 kg
10 inch	250 mm	22 m ³ /h	110 m ³ /h	179 mm	3.5 kg
12 inch	315 mm	40 m ³ /h	200 m ³ /h	240 mm	4.8 kg
15 inch	400 mm	65 m ³ /h	325 m ³ /h	277 mm	9.8 kg
24 inch	600 mm	220 m ³ /h	1100 m ³ /h	453 mm	15.6 kg
30 inch	800 mm	350 m ³ /h	1750 m ³ /h	540 mm	30.1 kg
Material	8, 10 and 12 inch: Glass fibre reinforced polyester / PVC 15, 24 and 30 inch: PVC				
pH range	3-10 pH				
Temperature range	-20...+30° C, glass fibre reinforced polyester shortly up to 90° C				

Dimension



Size	DN	DN inside	B	C	D	E
8 inch	200	190	260	650	1190	290
10 inch	250	235	310	700	1190	335
12 inch	315	300	360	820	1250	400
15 inch	400	380	500	1100	1500	480
24 inch	600	590	700	1330	1700	690
30 inch	800	788	900	1670	2800	887


All measurements in mm

Ordering

Palmer & Bowlus flume

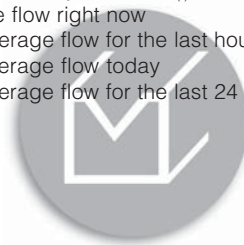
170080	8 inch flume, 14 - 70 m ³ /h
170081	10 inch flume, 22 - 110 m ³ /h
170082	12 inch flume, 40 - 200 m ³ /h
170084	15 inch flume, 65 - 325 m ³ /h
170086	24 inch flume, 220 - 1100 m ³ /h
170088	30 inch flume, 350 - 1750 m ³ /h

Open Channel Flowmeter 713 is used for measuring waste water from industrial and municipal plants with all well known flumes and weirs. The flowmeter is very easy to operate. The functions are logically built up and after starting up, the flowmeter is operated by only 4 function keys.



Function key for flow $Q_{(t)}$:

- the flow right now
- average flow for the last hour
- average flow today
- average flow for the last 24 hours

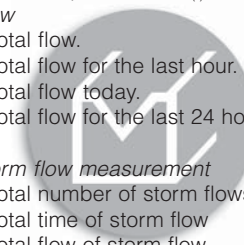


Summed quantities $\Sigma Q_{(t)}$:
Flow

- total flow.
- total flow for the last hour.
- total flow today.
- total flow for the last 24 hours.

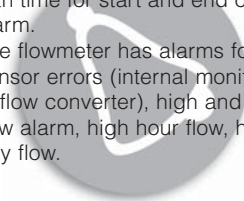
Storm flow measurement

- total number of storm flows
- total time of storm flow
- total flow of storm flow.
- amount at last storm flow.
- storm flow start/end




Function key for alarms:

- display of the previous 9 alarms with time for start and end of alarm.
- The flowmeter has alarms for: sensor errors (internal monitoring of flow converter), high and low flow alarm, high hour flow, high day flow.




Function key for sampler:

- total number of samples
- total number of samples today
- total number of samples for the last 24 hours.



The flowmeter has outputs for transmission of measuring and counting values for connection to printer or data transmitter.




MJK designs and manufactures flumes according to application. Our standard flumes can be supplied in other materials than the specified.

Parshall flume made in acid proof steel delivered at Ringsted Sewage Plant in Denmark. Note how the bottom is made so the mounted pressure transmitter can measure all the way to zero.

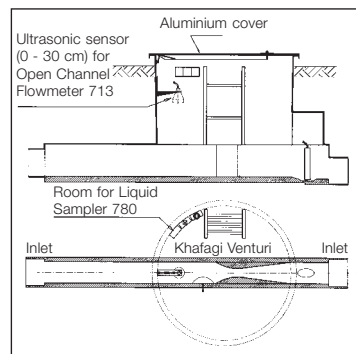
Flume for measuring surface water for the river Maas near Maastricht in the Netherlands. Customer: Waterschap Roer en Overmaas



Measuring box supplied for wastewater outlet at dairy. With the little flow that is measured it is best to use a prefabricated measuring box where the 90° weir is mounted directly on the measuring box.



Sketch of special manufactured measuring well with Khafagi flume. The well is manufactured in glass fibre reinforced polyester and is supplied with aluminium cover. In the well there is a handling platform on which the sampling equipment etc. can be placed.



We offer calculation and drawing of large flumes for moulding on location.